

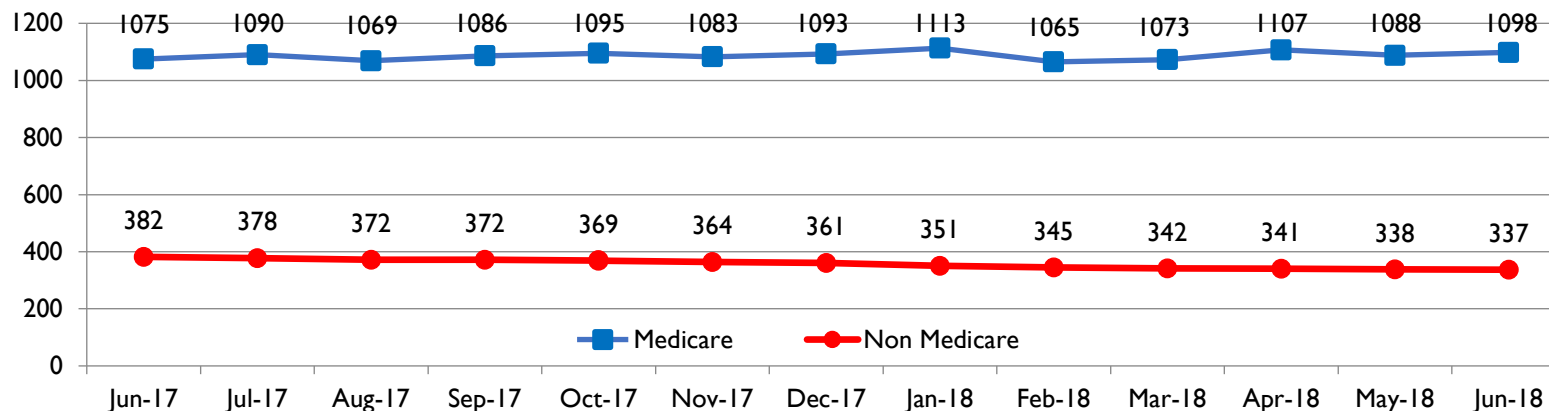


WSHIP Dashboard June 2018

An Overview Summary of the Administrator's Monthly Operations Report and Pool Activities



Enrollment Summary

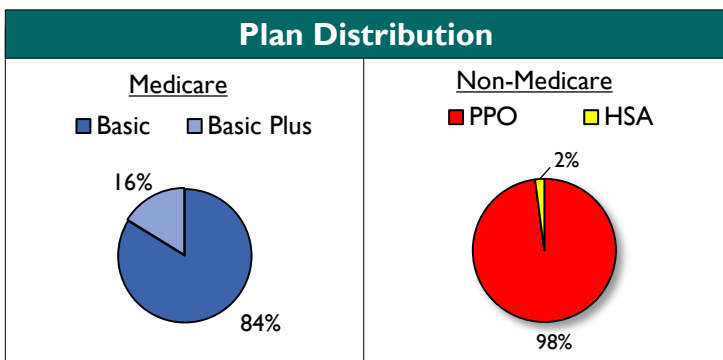


Applications Received

Medicare: 20

Non-Medicare: 0 (Closed)

Individuals	Jun-17	Jul-17	Aug-17	Sep-17	Oct-17	Nov-17	Dec-17	Jan-18	Feb-18	Mar-18	Apr-18	May-18	Jun-18
Total Enrollment	1457	1468	1441	1458	1464	1447	1454	1464	1410	1415	1448	1426	1435
3rd Party Sponsorship	873 (60%)	888 (60%)	865 (60%)	875 (60%)	880 (60%)	864 (60%)	873 (60%)	882 (60%)	833 (59%)	845 (60%)	875 (60%)	853 (60%)	859 (60%)
Non-Medicare	281 (74%)	278 (74%)	274 (74%)	274 (74%)	272 (74%)	268 (74%)	268 (74%)	266 (76%)	263 (76%)	261 (76%)	261 (77%)	260 (77%)	260 (77%)
EHIP	243	240	236	237	236	236	236	235	235	232	231	231	231
Other (Mostly AKF)	37	38	38	37	36	32	32	31	28	29	30	29	29
Medicare (Mostly AKF)	592 (55%)	610 (56%)	591 (55%)	601 (55%)	608 (56%)	596 (55%)	605 (55%)	616 (55%)	570 (54%)	584 (54%)	614 (55%)	593 (55%)	599 (55%)



Medicare Enrollee Profile

Average Age: 60
 Gender: Female 42% Male 58%
 Top Diagnosis: Kidney & Urinary Disease

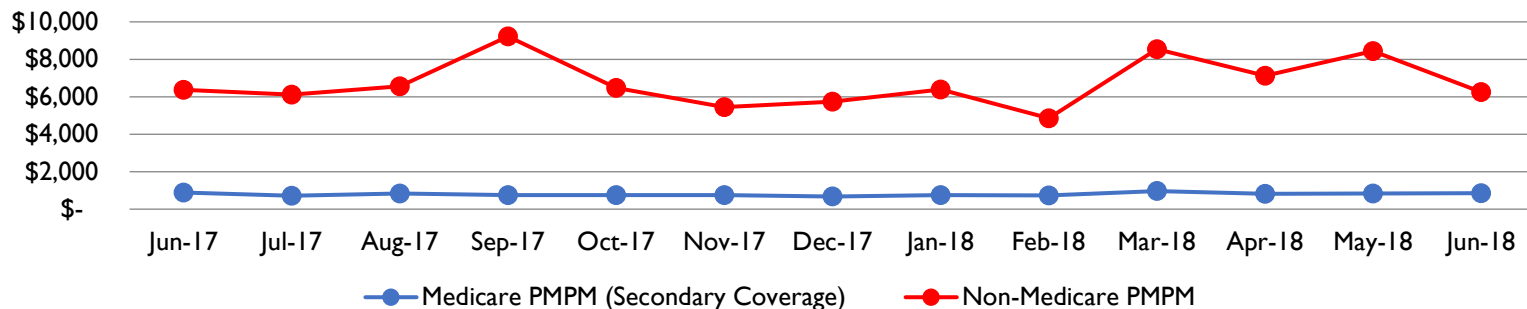
Non-Medicare Enrollee Profile

Average Age: 44
 Gender: Female 32% Male 68%
 Top Diagnosis: HIV / AIDS

Monthly Activity



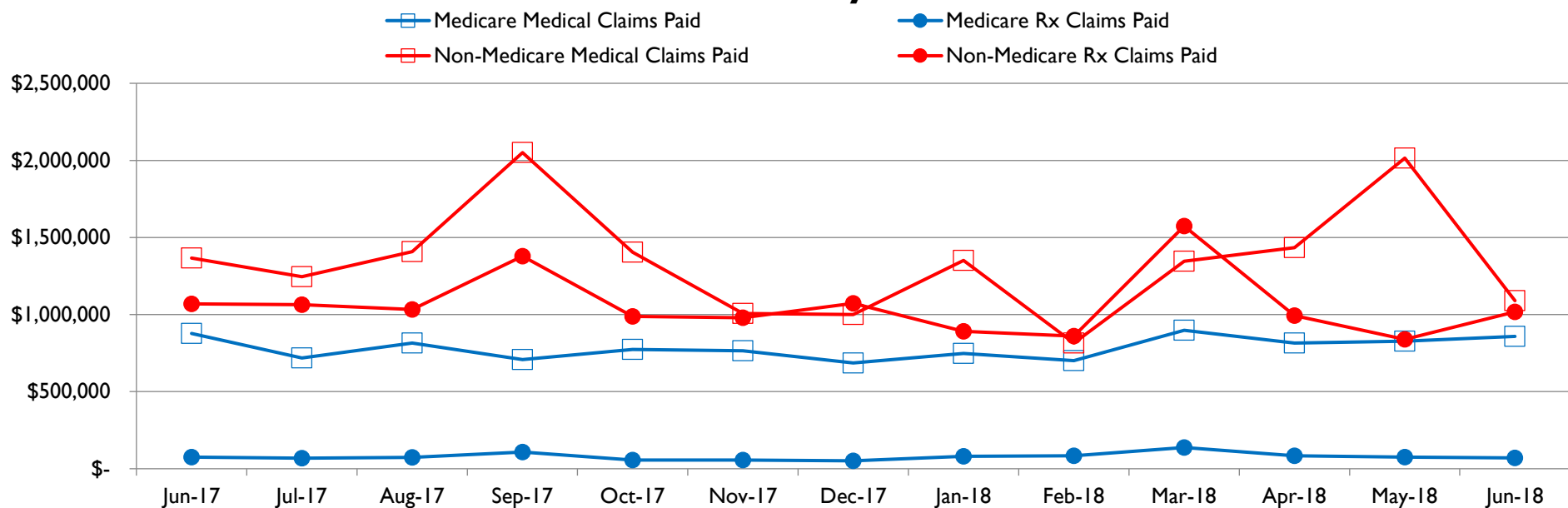
Claims Paid Per Member Per Month



High Dollar Claims (over \$100,000)

1 Claim
Total Paid:
\$115,922
Dx: Hemophilia

Medical & Pharmacy Claims Paid

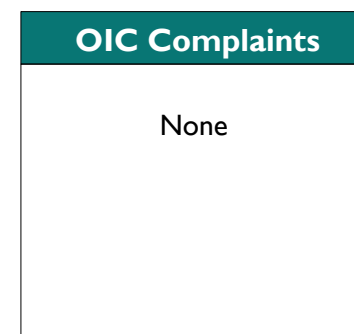
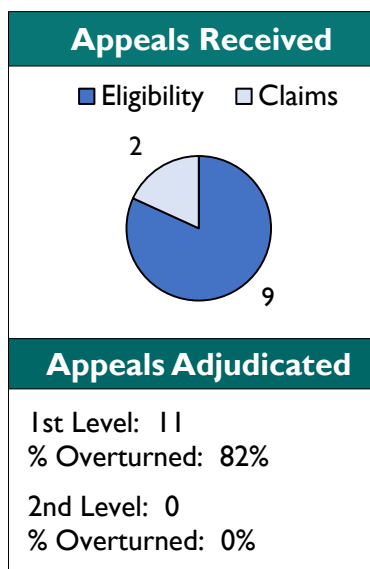
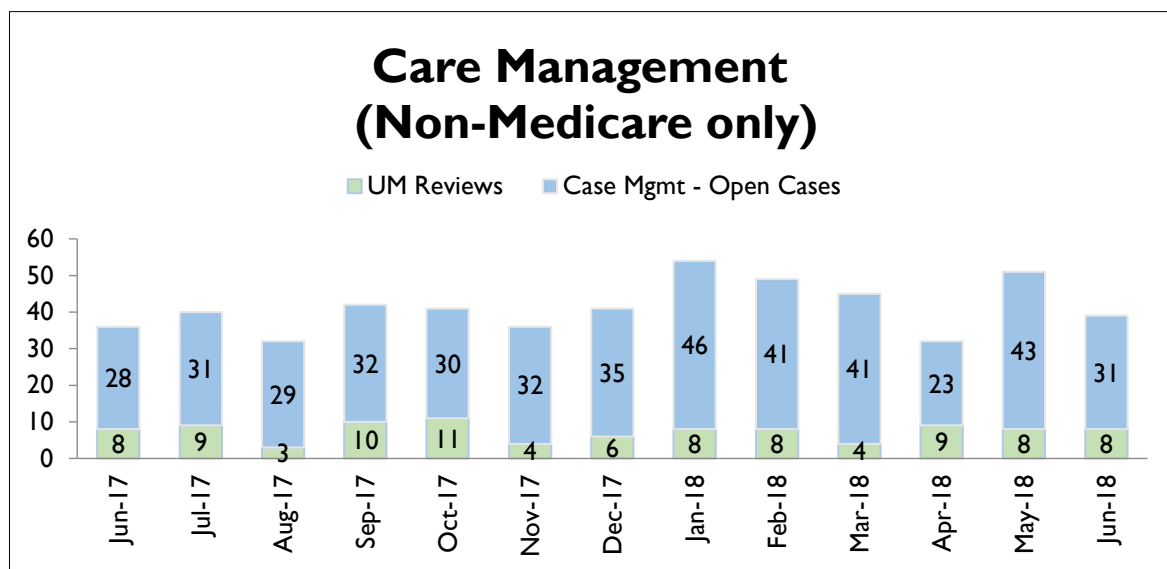


Monthly Activity



Service Levels

Metric	Jun-17	Jul-17	Aug-17	Sep-17	Oct-17	Nov-17	Dec-17	Jan-18	Feb-18	Mar-18	Apr-18	May-18	Jun-18
Customer Service:													
Average Calls per Day	28	27	25	25	26	26	27	27	28	29	30	31	32
Speed of Answer (Standard 60 Sec)	44	44	56	29	49	48	38	69	65	49	44	51	61
Top Call Reason	Status	Status	Status	Status	Status	Status	Status	Status	Status	Status	Status	Status	Status
Claims:													
Claims Processing Accuracy (Standard 97%)	100.0%	99.8%	99.8%	99.1%	100.0%	99.7%	99.7%	99.8%	99.4%	99.5%	99.7%	99.7%	99.5%
30-Day Clean Claims Processing (Standard 100%)	100%	100%	100%	100%	100%	100%	100%	100%	100%	100%	100%	100%	100%



Enrollment by County

